

Scaled data based on original data using
LM-79-08 Approved Method: Electrical and Photometric Measurements of Solid-
State Lighting Products

Test Report Prepared for
Cooper Lighting Solutions
(formerly Eaton)

Brand: INVUE

Report Number: P596829

Luminaire Tested: **MSA-SA1A-835-U-5WQ**

Issue Date: 5/27/2021

Test Information

Test Method: LM-79-08
Report Number: P596829
TEST IS SCALED FROM IESNA LM-79-08 TEST DATA (G2-1910-543-4)
Test Lab: INNOVATIONS CENTER
Issue Date: 5/27/2021
Manufacturer: COOPER LIGHTING SOLUTIONS (FORMERLY EATON)
Product Line: INVUE
Catalog Number: MSA-SA1A-835-U-5WQ
Description: MESA POST TOP DECORATIVE LUMINAIRE. (1) LIGHTSQUARES WITH 16 LEDS EACH AND TYPE V WIDE OPTICS.
Light Source: -
Ballast/Driver: ELECTRONIC DRIVER

Summary

Lumens per Lamp: N/A
Luminaire Lumens: 3574 lumens
Efficiency: N/A
Efficacy: 105.1 lumens/watt
Luminous Opening: Rectangular (W 0.5' x L: 0.5' x H: 0')
IES Classification: Type V - Short
BUG Rating: B3 - U0 - G1

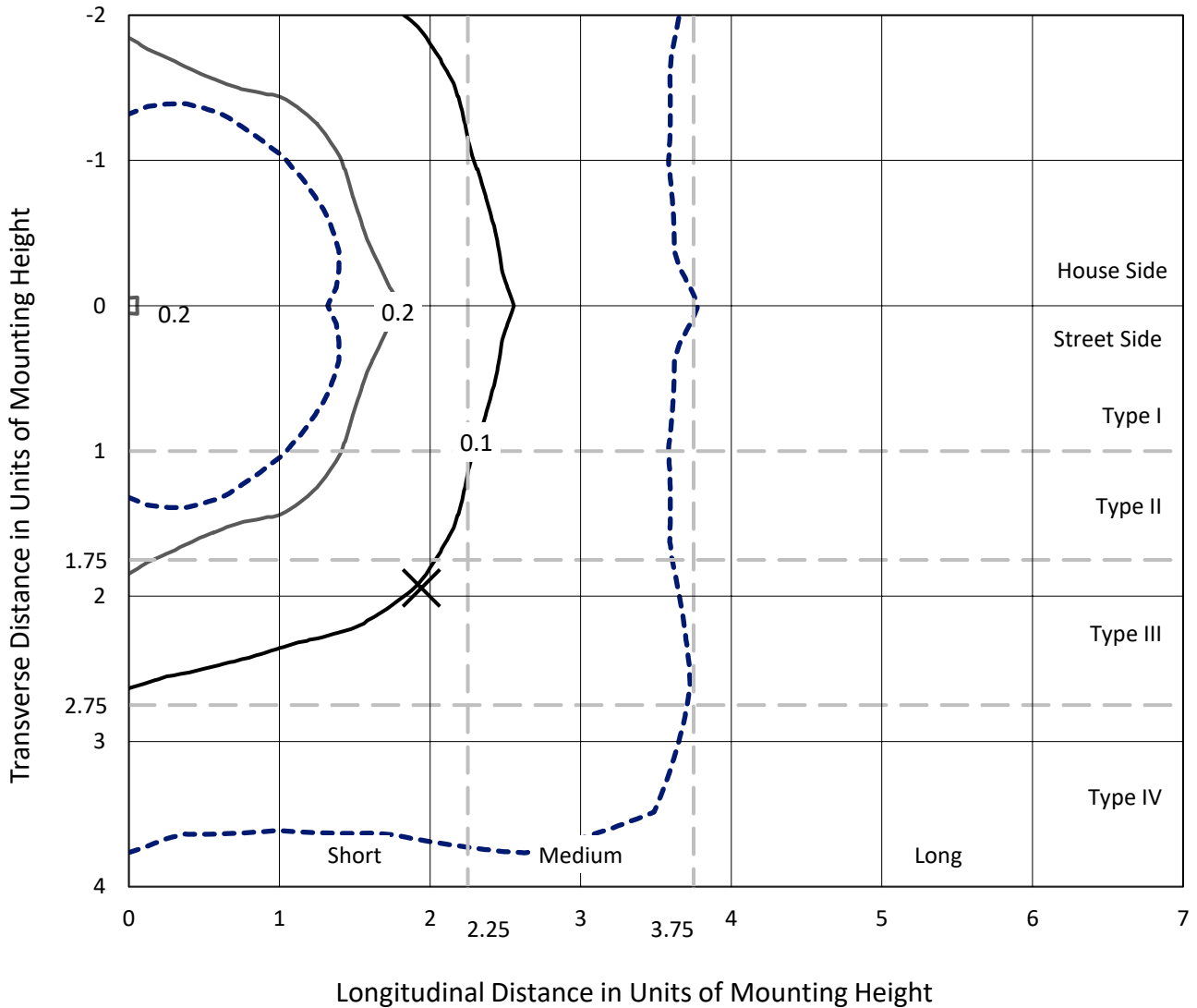
Input Watts (W): 34
Input Voltage (V): NR
Input Current (Ain): NR
Voltage Rise (V): NR
Power Factor: NR
Total Harmonic Distortion (THDi): NR
Frequency (hertz): 60
Stabilization Time: NR
Operation Time: NR
Ambient Temperature (°C): NR
Test Distance: 28.75 FT



REPORT NUMBER: P596829
 CATALOG NUMBER: MSA-SA1A-835-U-5WQ

Iso-Footcandle Lines of Horizontal Illumination

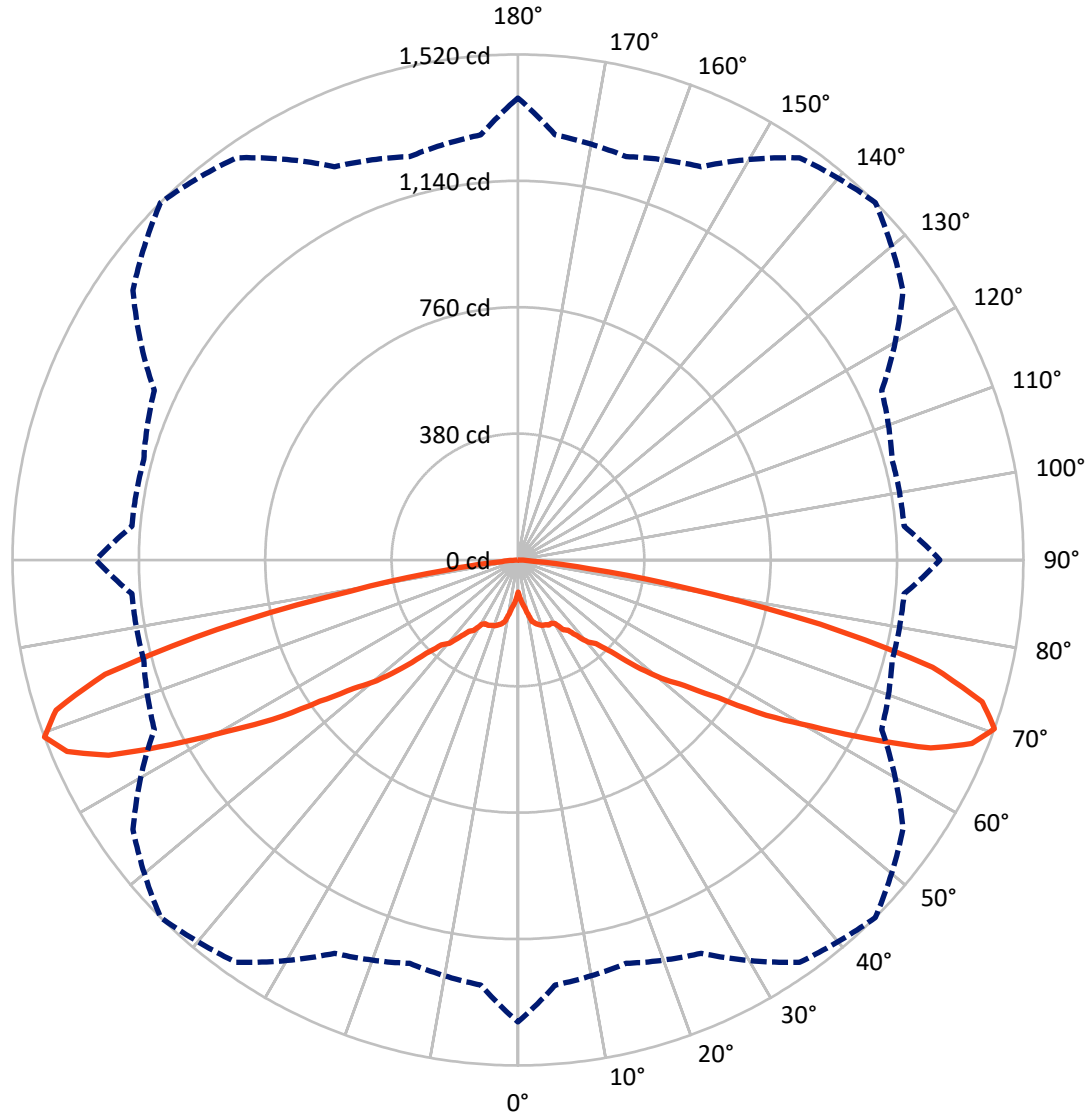
× Max cd
 - - - 1/2 Max cd



Based on 25 foot mounting height. Maximum calculated value = 0.3 fc
 Type V - Short - N/A

REPORT NUMBER: P596829
CATALOG NUMBER: MSA-SA1A-835-U-5WQ

Luminous Intensity Polar Plot



— Vertical Plane Through 45-Deg Lateral - - - Horizontal Cone Through 70-Deg Vertical

REPORT NUMBER: P596829
 CATALOG NUMBER: MSA-SA1A-835-U-5WQ

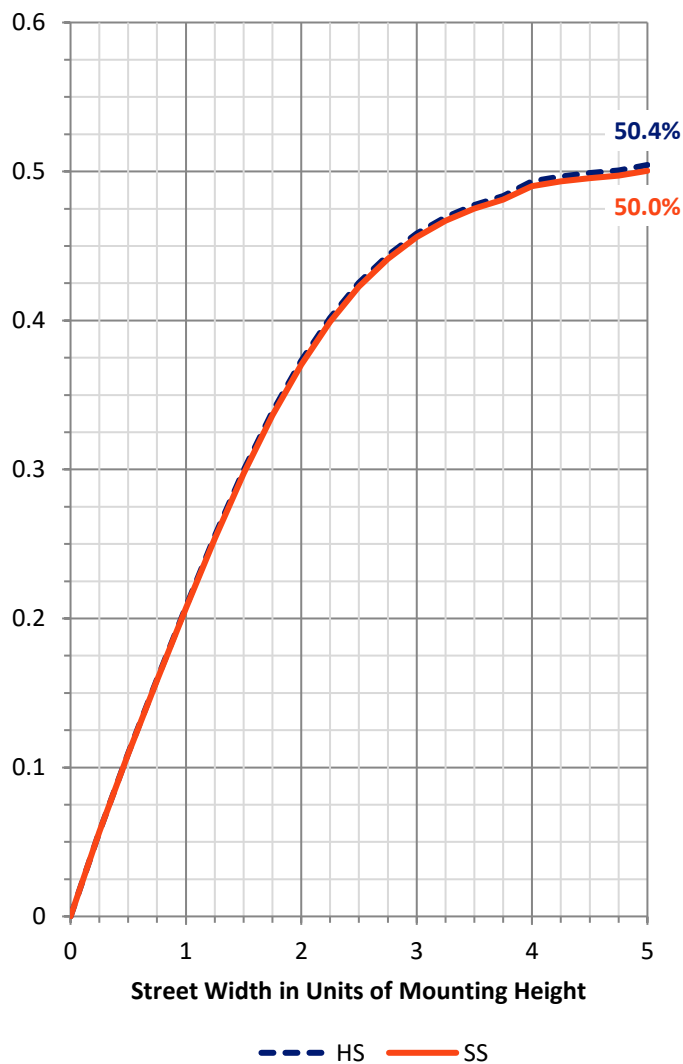
FLUX DISTRIBUTION:

		Downward	Upward	Total
House Side	Lumens	1787.0	0.0	1787.0
	% Fixture	50.0	0.0	50.0
Street Side	Lumens	1787.0	0.0	1787.0
	% Fixture	50.0	0.0	50.0
Total	Lumens	3574.0	0.0	3574.0
	% Fixture	100.0	0.0	100.0

ZONAL LUMENS:

Zone	Lumens	% Fixture
0°-10°	14.1	0.4
10°-20°	56.3	1.6
20°-30°	106.4	3.0
30°-40°	185.3	5.2
40°-50°	354.2	9.9
50°-60°	686.8	19.2
60°-70°	1202.6	33.6
70°-80°	903.8	25.3
80°-90°	64.7	1.8
90°-100°	0.0	0.0
100°-110°	0.0	0.0
110°-120°	0.0	0.0
120°-130°	0.0	0.0
130°-140°	0.0	0.0
140°-150°	0.0	0.0
150°-160°	0.0	0.0
160°-170°	0.0	0.0
170°-180°	0.0	0.0
0°-90°	3574.0	100.0
0°-180°	3574.0	100.0

Coefficient of Utilization



REPORT NUMBER: P596829

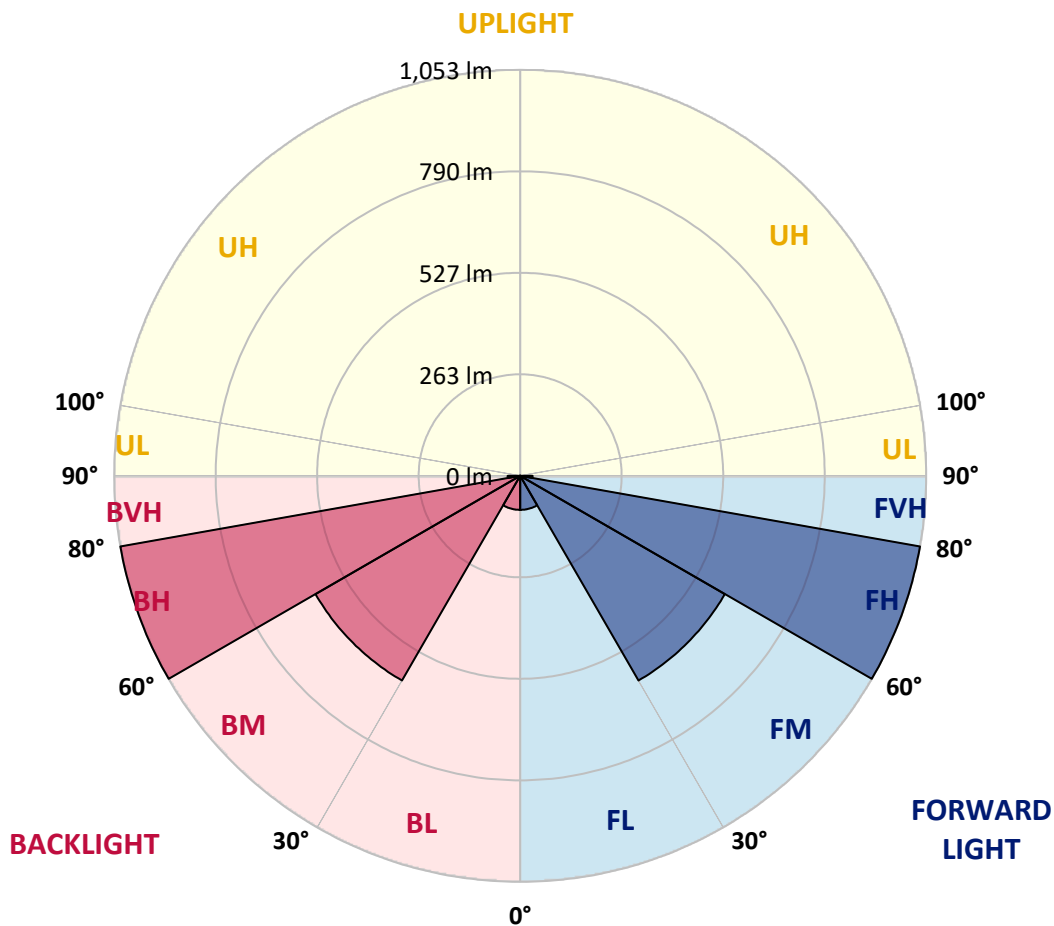
CATALOG NUMBER: MSA-SA1A-835-U-5WQ

LUMINAIRE CLASSIFICATION SYSTEM LUMEN TABLE AND BUG RATING:

Zone	Lumens	% Fixture	Zone Rating/Lumen Limit		
			B	U	G
FL (0°-30°)	88.3	2.5			
FM (30°-60°)	613.1	17.2			
FH (60°-80°)	1053.2	29.5			G1/1800
FVH (80°-90°)	32.3	0.9			G1/100
BL (0°-30°)	88.3	2.5	B0/110		
BM (30°-60°)	613.1	17.2	B1/1000		
BH (60°-80°)	1053.2	29.5	B3/2500		G1/1800
BVH (80°-90°)	32.3	0.9			G1/100
UL (90°-100°)	0.0	0.0		U0/0	
UH (100°-180°)	0.0	0.0		U0/0	

BUG Rating: B3-U0-G1

Type V Short





REPORT NUMBER: P596829
 CATALOG NUMBER: MSA-SA1A-835-U-5WQ

CANDELA DISTRIBUTION (FULL):

	0°	5°	15°	25°	35°	45°	55°	65°	75°	85°	90°
0°	96.6	96.6	96.6	96.6	96.6	96.6	96.6	96.6	96.6	96.6	96.6
2.5°	117.6	115.8	110.1	110.4	113.0	113.3	113.6	110.1	109.3	116.3	116.7
5°	149.3	145.2	141.0	139.3	136.8	129.9	137.5	138.4	140.0	145.4	147.9
7.5°	170.5	165.4	159.7	156.3	149.5	143.8	150.0	155.1	158.5	164.6	168.0
10°	174.6	171.5	171.2	165.1	163.9	166.0	165.5	165.7	170.7	170.8	172.9
12.5°	187.2	189.4	185.1	183.0	184.3	189.4	185.2	183.4	184.7	190.4	188.0
15°	203.7	206.3	199.8	196.5	193.1	198.0	193.7	196.9	200.9	205.1	203.0
17.5°	222.0	222.1	213.2	200.9	203.8	204.5	203.0	200.3	211.9	221.8	220.9
20°	232.0	231.8	216.6	199.8	208.4	209.9	208.5	199.5	216.8	230.6	230.2
22.5°	242.2	239.2	220.9	207.3	210.5	211.7	208.5	207.7	220.9	240.0	239.9
25°	247.8	250.4	230.3	221.8	219.2	216.3	219.1	220.5	233.1	251.8	246.4
27.5°	265.1	260.8	233.1	232.2	226.7	215.2	224.8	231.5	232.2	262.5	268.0
30°	280.8	282.4	245.5	246.8	236.7	222.1	237.0	247.8	249.8	282.7	282.2
32.5°	297.4	298.1	267.7	254.8	250.5	250.0	244.3	253.7	270.1	296.4	297.5
35°	322.6	328.3	287.6	270.2	264.8	259.3	264.3	272.7	288.0	327.5	324.7
37.5°	380.5	371.4	330.7	294.8	291.2	288.9	293.0	299.1	330.3	372.4	385.3
40°	420.8	416.5	361.0	335.4	312.7	324.6	315.1	338.7	364.5	416.8	425.1
42.5°	483.3	464.2	407.2	375.5	351.9	343.4	348.7	379.5	412.3	470.6	486.9
45°	543.4	513.8	465.0	437.0	401.3	392.4	399.4	435.6	473.6	519.7	548.5
47.5°	604.6	574.1	520.5	480.0	450.7	477.2	454.1	488.5	526.3	579.8	605.5
50°	668.3	634.5	581.5	537.4	534.9	558.3	530.6	548.2	583.3	638.8	669.0
52.5°	741.4	704.9	651.9	622.1	627.9	626.4	620.9	617.7	652.2	706.7	742.6
55°	828.3	788.9	746.6	732.9	749.0	731.7	739.8	738.7	743.7	782.7	824.7
57.5°	933.4	888.9	846.5	843.4	864.1	880.4	865.9	844.9	836.2	874.0	922.2
60°	1065.8	1011.2	964.6	955.0	1013.9	1013.8	1000.6	953.8	950.4	993.3	1051.2
62.5°	1212.1	1145.5	1094.6	1079.4	1171.7	1182.1	1141.1	1057.1	1074.3	1108.8	1177.5
65°	1336.3	1256.3	1208.9	1204.7	1317.6	1363.5	1272.8	1157.9	1163.4	1192.1	1266.6
67.5°	1417.3	1320.9	1283.2	1303.3	1443.6	1472.3	1388.0	1225.2	1205.6	1217.5	1306.5
70°	1388.8	1282.9	1255.7	1304.5	1476.2	1519.6	1412.8	1206.4	1164.5	1165.1	1268.5
72.5°	1173.5	1072.7	1085.6	1175.2	1399.1	1460.0	1298.0	1089.6	1004.0	1001.9	1095.7
75°	776.0	708.6	759.5	899.1	1163.1	1287.6	1075.5	854.1	746.6	711.7	784.2
77.5°	339.4	330.8	373.7	531.4	792.9	928.0	770.5	557.9	406.1	337.7	368.9
80°	91.0	89.0	111.8	201.6	386.0	511.1	416.9	222.5	116.2	84.6	89.7
82.5°	33.1	34.0	41.5	56.4	127.1	215.2	138.5	65.0	44.0	36.0	36.0
85°	14.4	14.0	20.1	22.6	34.7	48.7	39.8	27.6	22.2	16.6	15.9
87.5°	3.9	4.9	6.8	7.1	9.0	7.3	10.5	9.7	8.3	5.8	4.7
90°	0.0	0.0	0.0	0.0	0.0	0.0	0.0	0.0	0.0	0.0	0.0

(END OF REPORT)